


CUMMINS ENGINE DATASHEET



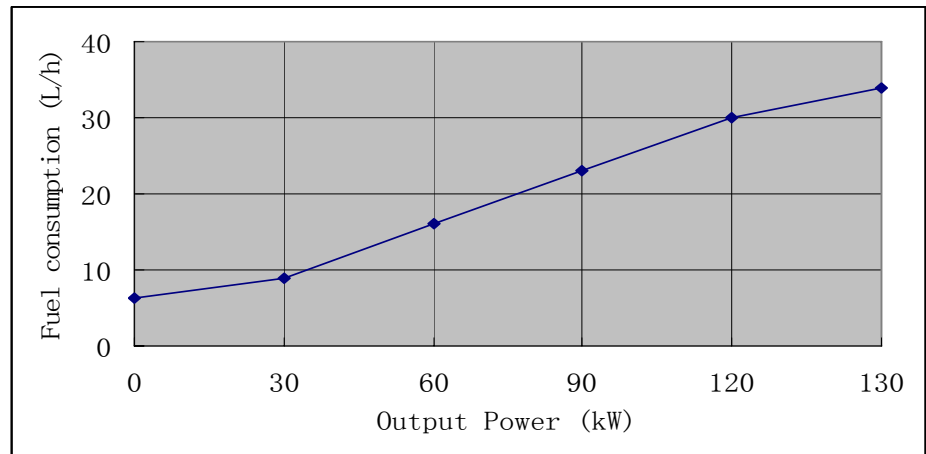
ENGINE MODEL: 6BTAA5.9-G2


PERFORMANCE CURVE: FR 9266-03

	DONGFENG CUMMINS ENGINE Co., Ltd. XiangFan HuBei P.R.CHINA ENGINE DATASHEET—for G-drive		ENGINE MODEL 6BTAA5.9-G2		FREFORMANCE CURVE FR 9266-03
			ENGINE FAMILY D40	CPL 8541	2005/12
Displacement	5.9 L	Air intake way	Air-air after-cooled, turbo-charged		
Cylinder bore	102 mm	Cylinder quantity	6	kW(BHP)	@RPM
Stroke	120 mm			120(161)	1500
Fuel system	PB pump _ GAC governor / BYC ASIMCO			Speed-droop	5%
Engine testing with fuel system, water pump and oil pump, without air compressor, alternator, fan, other options and driving accessory. Testing condition: air intake resistance 250 mmHg, exhaust back pressure 50 mmHg.					

Engine Speed-RPM	Standby Power		Base Output Power		Continuous Power	
	kW	HP	kW	HP	kW	HP
1500	130	174	120	161	96	129

Output Power			Fuel consumption	
%	kW	HP	g/kW.h	L/h
Standby Power				
100	130	174	215	34
Base Output Power				
100	120	161	208	30
75	90	121	212	23
50	60	80	219	16
25	30	40	245	9
Continuous Power				
N/A	96	129	206	24



	DONGFENG CUMMINS ENGINE Co., Ltd. XiangFan HuBei P.R.CHINA ENGINE DATASHEET—for G-drive	ENGINE MODEL 6BTAA5.9-G2		PERFORMANCE CURVE FR 9266-03
		ENGINE FAMILY D40	CPL 8541	2005/12

Typical engine data

Net weight	kg	411
Rotate part instantaneous inertia _ without flywheel	kg.m ²	0.25
Distance between gravity center and rear surface of cylinder block	mm	544
Distance between gravity center and center line above of crankshaft	mm	155

Engine installation

Static bent torque permitted—rear surface of cylinder block	N.m	1356
Static bent torque permitted—front surface of cylinder block	N.m	435
Static bent torque permitted—flank surface of cylinder block	N.m	365

Exhaust system

Max. back pressure	mmHg	76
Diameter of exhaust pipe recommended	mm	75

Air intake system

Max. air intake resistance		
Dirty filter	mmH ₂ O	635
Normal air cleaner and clean filter	mmH ₂ O	254
Heavy duty cleaner and clean filter	mmH ₂ O	381
Diameter of intake pipe recommended	mm	100

Lubrication system

Normal oil pressure range

Low idle	kPa	207
Rated speed	kPa	345
Max. oil temperature permitted in oil pan	°C	121
Oil pan capacity (Max _ Min)	L	14.2_12.3
Lubrication system Min. capacity (oil pan + oil filter)	L	16.4
Usage inclining degree permitted (any direction)	°	40

Fuel system

Fuel injection pump model	PB pump _ GAC governor / BYC ASIMCO	
Max. fuel input resistance of transfer pump	mmHg	102
Max. overflow fuel resistance at overflow pipe of injector	mmHg	254
Total fuel overflow amount	L/h	30

Cooling system

Coolant capacity-engine only	L	9.9
Max. coolant cycling resistance exterior engine	kPa	28
Thermostat adjusting temperature (range)	°C	82_95
Min. opening pressure of radiator cap	kPa	69
Max. coolant temperature permitted _ Standby Power/Base output Power	°C	104/100

Electric system

Starter	12V	24V
Battery charging system	63A	40A
Max. starting circuit resistance	0.00075Ω	0.002Ω
Min. battery capacity_ -12°C (CCA: Cold Cranking Ampere)	800CCA	400CCA

Technical data _ under standard fuel delivery rate FR 9266-03

Engine speed _ RPM	Base output Power	Standby Power
Output Power _ kW	1500	1500
	120	130

Torque _ Nm	764	828
Low idle _ RPM	750-850	750-850
Friction energy output _ kW	12.7	12.7
Piston speed _ m/s	6.0	6.0
Engine coolant flow _ L/sec	2.0	2.0
Air intake flow _ L/sec	135	145
Exhaust flow _ L/sec	293	324
Exhaust temperature _ °C	481	495
Environment energy output _ kW	N/A	N/A
Coolant energy output _ kW	45	50
Fuel energy output _ kW	N/A	N/A

All data's error within $\pm 5\%$.

Excuse for none notice anymore in case of data changed

DONGFENG CUMMINS ENGINE Co., Ltd.